
2020

2024

32.0

15.0

2025 4 9176.80 / 2021
2023/2024
42.70%/26.70%

	1,122	1,314	1,602	1,854
%	19.6%			

1.1.	5
1.2.	7
3.1.	13
3.2.	17
4.1.	18
4.2.	19
4.3.	20
5.1.	24
5.2.	25



2025Q1
4.98%

46.48%

2022

A

5.00 /

1,500,060



48



2021 2022

2022

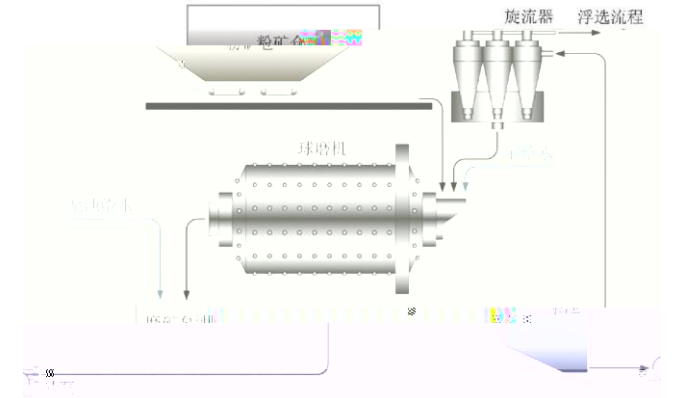
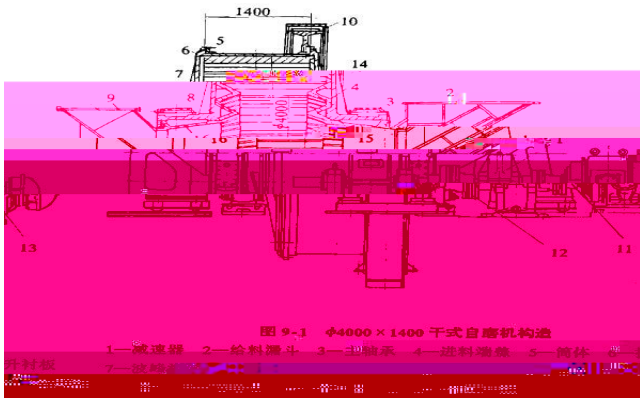
15.0			
	2012/2013	13.93/13.94	2023/2024
18.26/16.25			

	2023	5.9	2032	7.6	2023-
	2032CAGR2.80%				





2023



NR

+Q235B +

+

1

8

6

50%


2

50%

3

53

26



2021		3.93	
1.43	"	"	2025
12			
2018			1
			2
		1.5-2.5	
		3	
4			




内圈提升器



端衬板




外圈提升器



提升器

进料口衬板



提升条

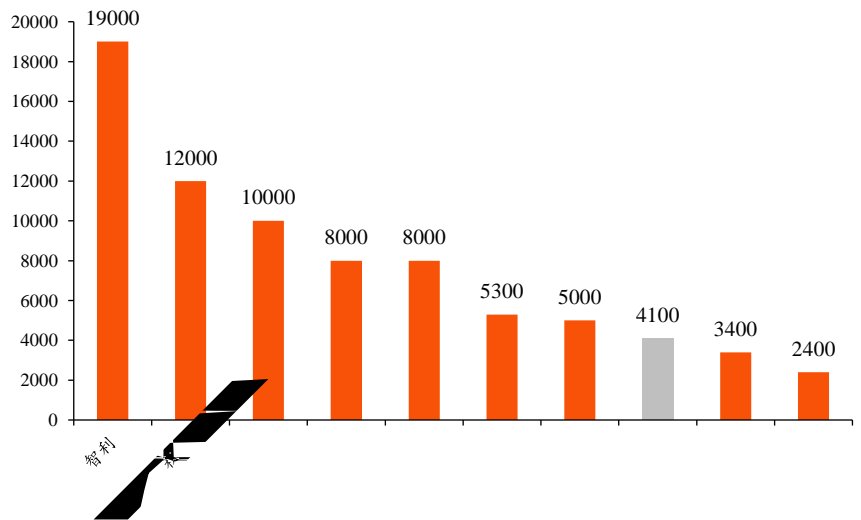


中圈

h	/	t/	/	/ dB	kg/t	/	kWh	/	kWh/t
---	---	----	---	------	------	---	-----	---	-------



2025							
2023		10					
3.45		34.5%					
			1.9	19%	1.2	12%	1.0
10%		4100				4.1%	



						2014
			2023			525
23.5%						
		2023				2014
99.6	2023	289.0		190%	2014-2022	

	2025	3				
	1807.12			1.57		
	3.66			12.19%		
		Cascabel	100%		Alpala	
			1220	3050		10230
	2025	3				
2018		3.5		63%	2019	4.74
		-			2018	24.9
2024	107.0		2028	150-160		
					2025	
				30	/	

TMF

25.1

TFM

2025 5


Veritas Resources AG

Veritas Resources AG

"	"			
		4,500	180	630
			22.5%	
	CMH Colombia S.A.S.	"	CMH	" 50%
50%	Cordoba Minerals Corp.			CMH
		San Matias	Alacran	
Alacran North	Montiel East	Montiel West	Costa Azul	
			Cordoba Minerals Corp	
			CMH	50%

2025 5

ME KSO



2023

2024H1

	2018	2019	2020	2021	2022	2023	2024	2025Q1	
%	55.90	55.42	46.64	30.33	35.11	41.34	40.91	47.65	
-	pct	13.61	15.31	12.11	-0.97	5.30	10.94	11.00	20.13
	1.39	1.67	1.71	8.52	4.21	5.19	7.58		

2.72

1.10

2.10

4.39

2.53

2.53

2.53

-59.72%

715	522	402	401	507	84	120	152	204	256
269	271	277	335	385	70	83	125	162	192
253	265	339	401	453	125	-169	12	-49	-45
135	99	129	165	199	27	-4	19	23	26
36	29	24	30	36	-187	-458	-359		

20%

5-20%

± 5%

5%
