





1

2

3

4

2021

5





			300818
	NAIPU MI		
	NAIPU MINING		
		18	
	334100		
			52 2022 1
		18	
	334100		
	<a href="http://www.naipu.com.cn">http://www.naipu.com.cn</a>		
	<a href="mailto:dongban@naipu.com.cn">dongban@naipu.com.cn</a>		

081		
7 e	07 s a ~	18 18

	16 7 12



	70,000,000
--	------------

	0.00
	0.00
/	2.6309

	87,874,791.83	337,430,074.09	229,369,923.31	398,350,475.60
	11,827,904.23	38,846,516.96	44,665,909.65	88,819,326.01
	11,333,181.17	38,387,859.46	44,335,949.90	65,888,257.84
	-94,766,772.44	105,406,117.32	-72,767,214.61	24,853,163.87




	-626,743.65	59,053.41	449,924.73	
	2,584.71	3,605.98	1,475.80	
	-64,996.40	5,041,165.12	787,660.43	
	4,388,722.85	-320.58	41,783.50	
	24,213,408.48	29,068,891.51	4,769,113.39	--



1 —

1 —

		2012		" C35
"	"	"	"	"
	GB/T 4754-2017		"	"
C3511				
			650mm	Glencore Teck BHP
	Antamina	Las Bambas		





1

2

3

1

" "

2


GS

Н О 2



НУ Х 2





1

Weir Group KSB AIA

2

1

838mm 660mm 500mm 350mm 250mm 150mm 750mm 650mm 550mm 450mm 450mm

BS-K KYF XJC 50m<sup>3</sup> 780m<sup>3</sup>

2

450mm 550mm 650mm 750mm

KSB GIW Weir Warman

750mm 650mm Glencore Teck BHP

Antamina

838-7

CPM 12.2× 11m

7.9× 13.6m

8,000 4500× 17000m

1

1.5-2

Erdenet

1.5-3

3

10.37\*5.19m

3

5

1/4

KAZ Minerals LLC Oyu Tolgoi LLC

Compania Minera Antamina S.A. Erdenet Mining Corporation

Erdenet Mining Corporation

2006

2014

2015

10.37\*5.19m

10.37\*5.49m

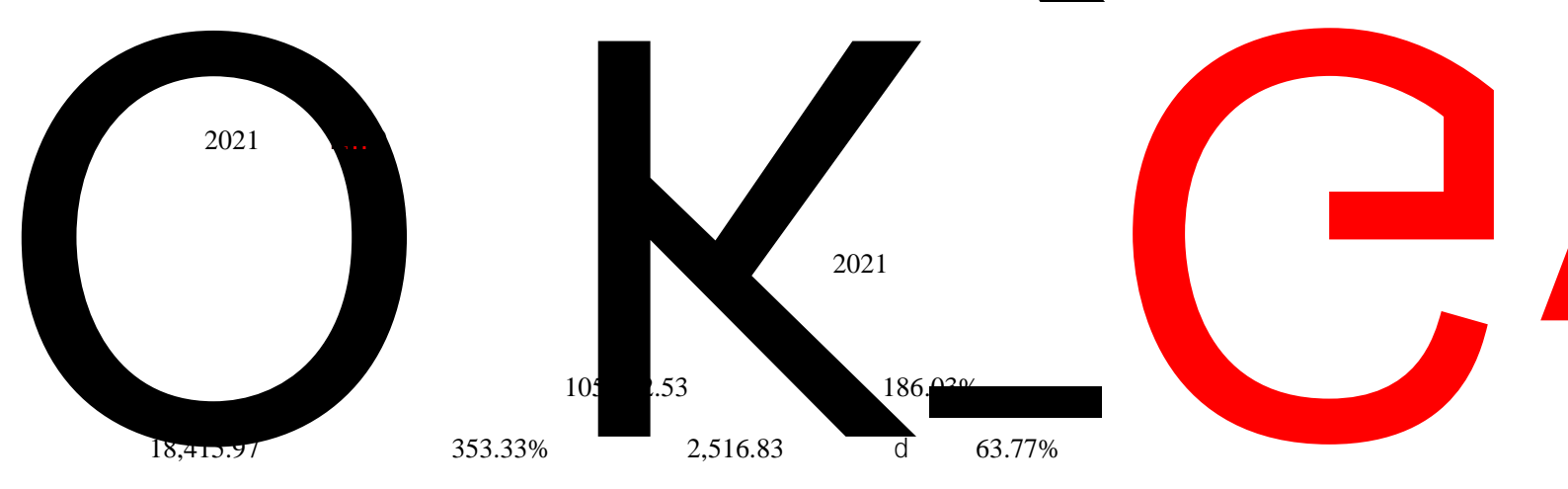
20

2014

2015

2018

"




2019 12

(Erdenet



2021	2020
------	------





								5				
--	--	--	--	--	--	--	--	---	--	--	--	--

		2021		2020		
		185,975,738.55	75.18%	164,861,031.48	74.84%	12.81%
		20,991,308.82	8.49%	15,444,766.11	7.01%	35.91%
		39,774,144.51	16.08%	29,555,953.70	13.42%	34.57%
		626,339.21	0.25%	1,248,830.72	0.57%	-49.85%
				9,159,932.05	4.16%	-100.00%

3

	892,002,298.16
	84.71%
	0.00%

5

1	Erdenet Mining Corporation	693,039,052.88	65.82%
2			

4		49,361,851.15	4.69%
5		29,904,659.08	2.84%
	--	892,002,298.16	84.71%

		335,094,678.46
		57.85%
		0.00%

5

1		173,919,236.13 ~

7.5

20% 2

CrMo

10%-20%

360

1

2

1

3%-5% 2

3%-5% 3

18

CADI




500-1200m3/h

800

30%-50%

EQT



--	--	--	--	--

	2021	2020	
	76	70	8.57%
	13.52%	13.92%	-0.40%
	21	19	10.53%
	7	6	16.67%
30	26	25	4.00%
30 ~40	33	29	13.79%

	2021	2020	2019
	25,168,267.32	15,368,496.88	11,136,846.07
	2.39%	4.17%	3.19%
	0.00	0.00	0.00
	0.00%	0.00%	0.00%
	0.00%	0.00%	0.00%

2021

2020

2021

	2021	2020	
	574,095,790.02	886,600,182.20	-35.25%
	611,370,495.88	532,544,390.14	14.80%
	-37,274,705.86	354,055,792.06	-110.53%
	29,951,084.30	1,019,039,792.64	-97.06%




598,215,188.44

1,117,612,

	34,000,000.00	1.77%	20,000,000.00	1.16%	0.61%	
	23,961,056.38	1.25%	514,333,965.89	29.94%	-28.69%	EPC 70%
	30,000,000.00	1.56%		0.00%	1.56%	
	0.00	0.00%	757,372.10	0.04%	▣ -0.04%	

39,328,047.84	22,493,376.00	74.84%



31,000,000  
.00 31.00%

2022 8 0.00 0.00 2021 09 09

2020	33,855.38	21,188.36	31,223.79	0	22,926.93	67.72%	3,139.7	31,397,020.52		0
								1		
								200,000,000.00		
2021	39,270.25	11,000	11,000	0	0	0.00%	28,347.92	2		0
								83,479,196.55		
	--	73,125.63	32,188.36	42,223.79	0	22,926.93	31.35%	31,487.62	--	0

[2020]132

A	1,750	1	21.14	2020	2 q 7 ñ € ù P uHiS1Ó€	369,950,000.00
	31,396,226.32		338,553,773.68			
2020	2 71 Ò			(	) "	[2020]000040 "
2021	12 31	3	312,237,799.30	i		

4,000,000.00

100.00

--	73,855.38	73,125.63	32,188.36	42,223.79	--	--	0	0	--	--
1										
2										
3										
4										

j

a "

2020

"

"

"

"

"

"

00 AN N N

	1	2021	12	31	31,397,020.52	
	2	2021	12	31		200,000,000.00
					83,479,196.55	



“ ”

“

”

1

b

2019

1

2 m\$

A

3 m\$

1

、R0 E0

MOY 200 ΓCO

«

#200 59

“ 200.0000

3

2022 1

2020

2022 1

4

5

2022

2022

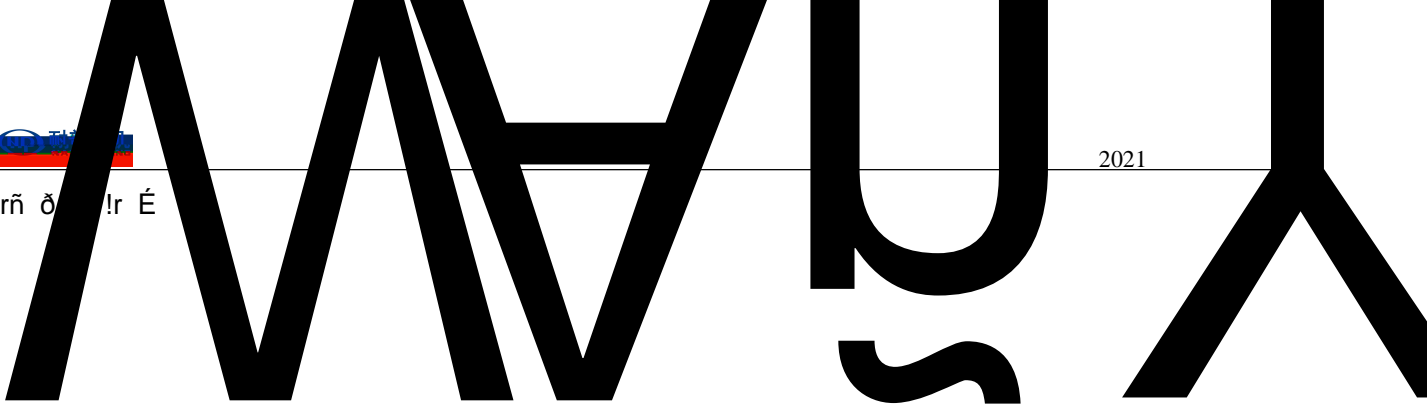
6

70%





"rñ ð !r É



ʀ

É

Ê

È J

"r"! ^ •V6ÑL WJ ?ô

O ç ypĐç,,ië ‡— "ë

e

"Ě+R€ÔBes.ž

È



2021		55.98%	2021 03 23	2021 03 23	2021 3 23 (www.cninfo.com.cn) 2021

					2021-022
2020		55.97%	2021 05 06	2021 05 06	2021 5 6 (www.cninfo.com.cn) 2020 2021-052
2021		55.95%	2021 05 26	2021 05 26	2021 5 26 (www.cninfo.com.cn) 2021 2021-062
2021		55.97%	2021 07 20	2021 07 20	2021 7 20 (www.cninfo.com.cn) 2021 2021-085

				64	2011 04 18	2023 05 06	37,357,000	0	0	0	0	0	37,357,000	
				53	2011 04 18	2023 05 06	680,000	0	0	0	170,000	0	510,000	
				50	2011 04 18	2021 05 26	680,000	0	0	0	170,000		510,000	
				37	2020 05 06	2023 05 06	0	0	0	0	0	0	0	

59	2015 15	01	2023 06	05	0	0	0	0	0	0	0
53	2014 18	04	2023 06	05	0	0	0	0	0	0	0
60	2020 06	05	2023 06	05	0	0	0	0	0	0	0
53	2021 26	05	2023 06	05	0	0	0	0	0	0	0
47	2014 02	04	2023 06	05	0	0	0	0	0	0	0
56	2015 30	06	2023 06	05	0	0	0	0	0	0	0
44	2016 29	05	2023	05							

CI



---

1994 2001 2001 9

2010 12 2001 7 2002 5

2005 2011 4

2011 4

1969 6 1991 7 1993

7 1993 7 2001 11

2001 11 2008 7 2011 5

2011 5 2008 7 2011 4 2011 4

2018 2020 5 2021 12

1985 9 2005 9 2009 7

2009 7 2011 7 2011 7




9

2000

2000

9





--	--

1

5.00

2

3

			64		120.1	
			53		100.02	
			50		27.5	
			37		60.02	
			59		5	
			53		5	
			60		5	
			53		0	
			47		39.27	
			56		23.62	
			44		39.55	
			54		60.02	

			37		60.02	
	--	--	--	--	545.12	--



2021 02 18      2021 02 19      2021 2 19  
 (www.cninfo.com.cn)      2021-005

2021 03 06      2021 03 08      2021 3 8  
 (www.cninfo.com.cn)      2021-016

2021 04 12

2021 12 23      2022 12 24      (w      2021 12 24

				1	2020		
				2	2020		
				3	2020		
				4	2020		
				5	2020		
			2021 04 12				
				5	2020		
				2021			
				7	2021		
		4		8	2020		
			2021 04 19		2021		
			2021 08 25	1	2021		
				2	2021		
			2021 10 28	2021			
		2	2021 04		2020		

			12				
			2021 08 25				
		1	2021 05 10				

					435
					127
					562
					562
					17
					293
					95
					76
		1			

	84
	319
	562

1

2

11

				100.00%
20				
2021	2	18	150	300
2022	1	28		1,500,060
		2.14%	45,676,827	2
				9
2021				

2021



2022 03 29

<http://www.cninfo.>

	0
--	---

2020 7 21

2



2





； ； ；  
； ；  
；

12

		2022
2020	02	02
	12	11


；  
； ；  
； ；


5%

1

2

； ；







1

2

3

3

3

4

2%

1000

50%

5

" "

			3			
			"			
			1		5	
			2		30	
			3			
			"			
			1	"		
	;					
	;					
	;		1			2020
	;					02 12

2

”

； ；  
； ； ；  
； ；  
； ；

1

2020

02 12

2

3

1

2

2020 2025

02 12 2

11

3

10%

1

；

2

(, i

3

2020  
02 12

1

2

3

4

2020 2023  
05 06 2  
11

5

6

"

"

1

2

3

4

2021 05

26

5

6

"

1

2



" "

2018 12 7

21 —

(2018)35

“ ”

2019 1 1

2021 1 1

15

(% )

(% )

100.00

100.00

100.00

100.00

100.00

100.00

90.00

90.00

70.00

70.00


GALBYN KHUR LLC

ò









600

2019

4 12 29

87,822.5

4

100,710,889.00

80%

70,034.71

2021

2021

31

	52,500,000	75.00%				-14,123,000	-14,123,000	38,377,000	54.82%
1	0								
2	0								
3	52,500,000	75.00%				-14,123,000	-14,123,000	38,377,000	54.82%
	3,000	0.00%				-3,000	-3,000	0	0.00%
	52,497,000	75.00%				-14,120,000	-14,123,000	38,377,000	54.82%
4	0								
	0								
	0								
	17,500,000	25.00%				14,123,000	14,123,000	31,623,000	45.18%
1	17,500,000	25.00%				14,123,000	14,123,000	31,623,000	45.18%
2									
3									
4									
	70,000,000	100.00%				0	0	70,000,000	100.00%

1

12

36

25%

	37,357,000		0	37,357,000		2023 2 11
	4,000,000		4,000,000	0		
	4,000,000		4,000,000	0		
	1,600,000		1,600,000	0		
	881,000		881,000	0		
	800,000		800,000	0		
	690,000		690,000	0		
	680,000		680,000	0		
	680,000		170,000	510,000		2023 5 9
	680,000		680,000	0		
	680,000		170,000	510,000		25%
	430,000		430,000	0		
	10,000		10,000	0		
	5,000		5,000	0		
	3,000		3,000	0		
-	3,000		3,000	0		
	1,000		1,000	0		
	52,500,000	0	14,123,000	38,377,000	--	--

	2021 10 29	100 /	4,000,000	2021 11 19	4,000,000	2027 10 28	2021 10 27 2021-112.	2021 10 27

“ ”

[2021]2847 “ ” “123127” 2021 10 29

40,000.00 100 4,000,000

2021 11 19

	7,483		10,547		0		0	e
				9		9		

		5%		10			
		53.37%	37,357,000	0	37,357,000	0	7,650,000
		5.71%	4,000,000	0	0	4,000,000	
		2.29%	1,600,000	0	0	1,600,000	
		1.75%	1,222,000	-2,778,000	0	1,222,000	
		1.26%	881,000	0	0	881,000	
		1.14%	800,000	0	0	800,000	
		0.80%	561,700	-128,300	0	561,700	
		0.80%	559,400	559,400	0	559,400	
		0.73%	510,000	-170,000	510,000	0	
		0.73%	510,000	-170,000	510,000	0	
10	4						
	/						
10	10			1,500,060		2.14%	
		10					
					4,000,000		4,000,000
					1,600,000		1,600,000
					1,222,000		1,222,000
					881,000		881,000
					800,000		800,000
					561,700		561,700
					559,400		559,400
					392,800		392,800

350,000

350,000

342,600

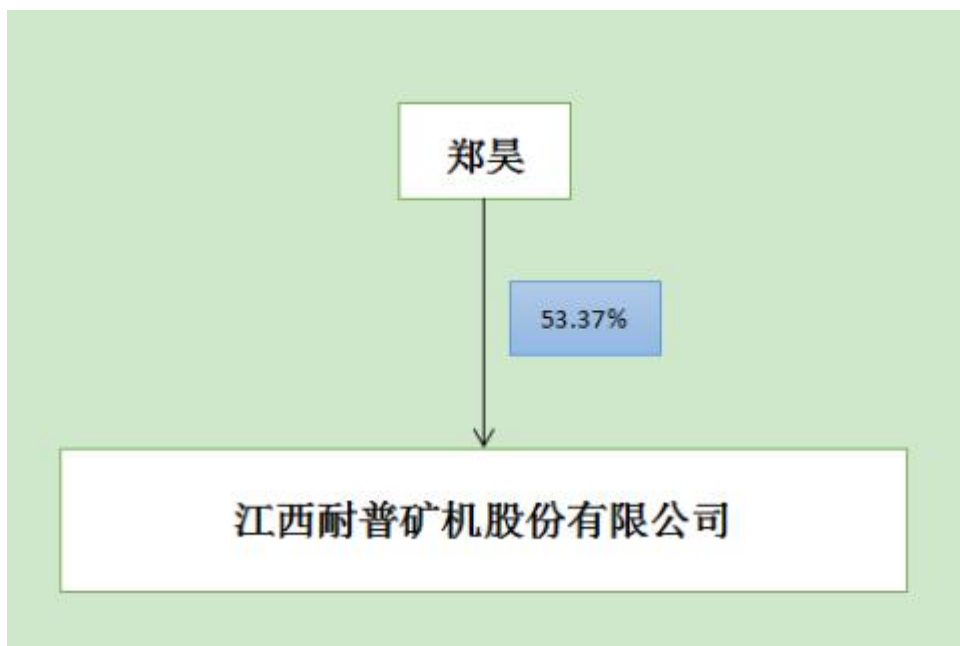
342,600

10

10

10

	/			
		-	-	-
	1983	1994		1994
	2001		2001 9	2010 12
			2001 7	2002 5
		2005		2011 4
			2011 4	
10				











2021

			92,017	9,201,700.00	2.30%
			85,320	8,532,000.00	2.13%
6			80,712	8,071,200.00	2.02%
7			67,602	6,760,200.00	1.69%
8			65,000	6,500,000.00	1.63%
9	5		56,261	5,626,100.00	1.41%
10			54,630	5,463,000.00	1.37%

20213 12 39<sup>TM</sup>Aí b

	4.3226	1.9736	119.02%
	41.96%	48.71%	-6.75%
	3.2518	1.3561	139.79%
	15,994.62	1,155.45	1,284. ,288

	2022 03 28
	[2022]004511

1.

2.

1.

.28

39

2021

105,302.53

2.

1

2

3

4

5

6

7



2021

10,052.26

5.24%

2021 12 31

761.38

€ 1,000,000

1.000,000

2.

1

468

1.000,000

1.000,000

D

1.000,000

1.000,000

1.000,000

1

b

92

1.000,000

1.000,000

1.

2.

3.

4.

( )

\_\_\_\_\_

\_\_\_\_\_

.

\_\_\_\_\_

\_\_\_\_\_

	2021 12 31	2020 12 31
	483,899,199.91	717,671,299.80
	246,882,277.74	37,683,012.15
	0.00	0.00
	10,744,554.78	13,229,572.35
	100,522,606.72	101,047,353.64
	39,651,267.50	284,645,188.37
	3,803,039.80	1,566,612.25
	0.00	0.00
	0.00	0.00
	202,409,054.46	107,759,798.77
	36,484,589.90	4,295,134.26
	1,124,396,590.81	1,267,897,971.59

	40,174,207.95	8,524,473.03
	331,634,772.37	

---

	3,981,342.97	3,841,567.80
	19,436,073.42	3,703,333.33

	68,713,441.65	49,545,069.57
	563,575,346.71	403,484,058.29
	1,108,601,247.70	874,554,438.34
	5,157,465.28	5,498,365.92
	1,113,758,712.98	880,052,804.26
	1,918,861,032.49	1,715,852,195.69

	2021 12 31	2020 12 31
	371,841,442.56	606,675,972.79
	200,000,000.00	520,000,000.00
	10,744,554.78	13,229,572.35
	143,123,176.96	117,338,839.59
	38,800,988.80	284,583,460.33



	272,962,802.78	149,916,720.37
	223,279,399.33	111,614,592.75
	654,594.67	
	35,963,574.89	37,576,214.69
	982,078.42	447,205.27
	6,282,309.10	2,114,169.49
	97,316,865.09	91,647,269.35
	764,573,303.46	480,470,520.62
	1,929,982,017.65	1,726,238,134.60
	34,000,000.00	20,000,000.00
	42,740,022.82	31,786,537.17
	120,341,488.22	60,690,794.27
	22,975,187.90	513,941.84

	30,000,000.00	
	279,555,964.14	
	189,795,762.48	189,867,760.00
	21,739,368.63	266,666.68
	23,865,916.92	3,206,024.01
	544,957,012.17	193,340,450.69
	789,081,445.57	826,201,737.31
	70,000,000.00	70,000,000.00
	99,869,450.65	
	353,163,242.19	353,163,242.19
	45,676,216.42	
	-227,824.64	-115,040.71
	68,713,441.65	49,545,069.57
	595,058,478.65	427,443,126.24
	1,140,900,572.08	900,036,397.29
	1,929,982,017.65	1,726,238,134.60

	2021	2020
	1,053,025,264.83	368,147,995.04
	1,053,025,264.83	368,147,995.04


866,389,211.80

“ ”

216

4.

5.

" "		
" "		
" _"	-6,294,740.52	-2,546,565.55
" _"	-45,837.08	-35,352.21
" _"	110,848.97	1,350,261.67
" "	222,803,272.37	55,582,016.58
	70,238.61	60,443.80
	79,620.00	
" "	222,793,890.98	55,642,460.38
	31,110,170.14	8,528,886.87
" "	191,683,720.84	47,113,573.51
" "	191,683,720.84	47,113,573.51
" "		
" "	-112,783.93	-6,645.47
1.		
2.		
3.		
4.		
5.		
	-112,783.93	-6,645.47
1.		

2.		
3.		
4.		
5.		
6.	-112,783.93	-6,645.47
7.		
	191,570,936.91	47,106,928.04

1	μ 2021	2020
	497,290,096.20	

00

	457,781,842.44	412,090,054.31
	76,801,194.63	62,820,362.46
	26,850,687.90	12,471,808.76
	49,936,770.91	45,162,164.61
	611,370,495.88	532,544,390.14
	-37,274,705.86	354,055,792.06
	28,779,667.80	825,437,170.95
	1,126,086.71	3,711,065.69
	45,329.79	189,891,556.00
	29,951,084.30	1,019,039,792.64

	64,000,000.00	34,000,000.00
	393,950,000.00	
	457,950,000.00	381,240,000.00
	20,000,000.00	33,800,000.00
	6,468,454.54	14,901,730.70

---

	39,170.00	189,891,556.00
	21,145,576.50	993,357,138



2021



2021

3															
4						45,676,216.42								-45,676,216.42	-45,676,216.42
									19,168,372.08	-24,068,368.43				-4,899,996.35	-4,899,996.35
1									19,168,372.08	-19,168,372.08					
2															
3															
4															
1															
2															
3															
4															
5															
6															
1															
2															



2021

	70,000,000.00			99,869,450.65	353,163,242.19	45,676,216.42	-1,044,017.08		68,713,441.65		563,575,346.71		1,108,601,247.70	5,157,465.28	1,113,758,712.98

2020

	52,500,000.00			32,109,468.51		1,059,694.25		44,833,712.22		381,572,064.10		512,074,939.08	5,335,538.40	517,410,477.48	
	52,500,000.00			32,109,468.51		1,059,694.25		44,833,712.22							



2021

3				
4				
		4,711,357.35	-18,711,357.35	-14,000Ê



2

70,



3  
4

45,676,



2



( )

2011 4 25 361100210007871

" " 5,250.00

[2020]132

A 1,750.00





4.

F



B.

C.

D.

3

4

1.

1

2

3



2



1

2

3

4

5



3

8 —



1

4

5

1

2

2

1

1

2

3

1

3

1

1

2

2

4.2

3

2

1

1

2

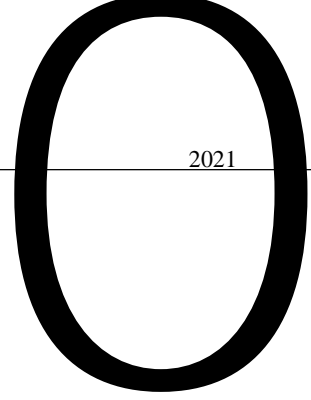

2

1

2

5.

6.



2021

12

1

1

2

3

4

5

2

1

2

3

4

4

7.

1

2

6.



---

--	--	--

1.

2.

3.

4.

5.

1

2

3

1

2

3

1

2

1

2



4

5

22 —

1

1

2

1

2

		20	5	4.75
		10	5	9.50
		3	5	31.67
		4	5	23.75
		5	5	19.00

1.

2



2

3

4

1

2

3

4

5



1

2

3

4

5



1

FOB

CIF

1

2

3

4

5

2

1



1


( )

1

2

1

2

3

a ~

1    ê

Ø    ë

f

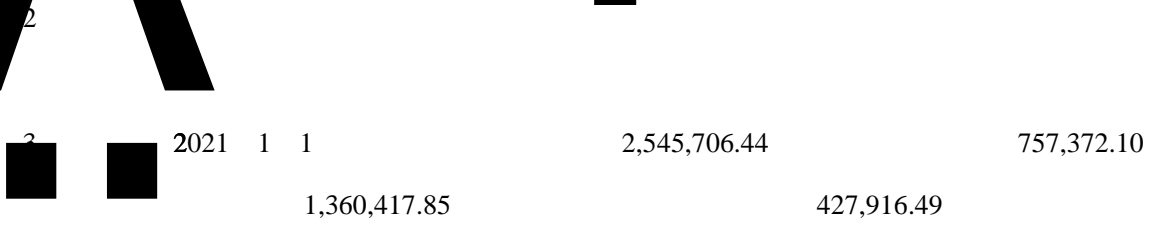
§

4

5

2018	12	7						
		21	—					
(2018)35								
		2019	1	1				
2021	1	1						

		2021		2020	
		12/31	3/31	12/31	3/31
			2,545,706.44	2,545,706.44	2,545,706.44
		2,295,134.26	2,295,134.26	2,295,134.26	2,295,134.26
		2,352,195.69	2,352,195.69	2,352,195.69	2,352,195.69
			2,545,706.44	2,545,706.44	2,545,706.44
			2,545,706.44	2,545,706.44	2,545,706.44
			2,545,706.44	2,545,706.44	2,545,706.44
		837,917,187.85	837,917,187.85	837,917,187.85	837,917,187.85



	2020 12 31	2021 01 01	
	717,671,299.80	717,671,299.80	
	37,683,012.15	37,683,012.15	
	0.00	0.00	
	13,229,572.35	13,229,572.35	
	101,047,353.64	101,047,353.64	
	284,645,188.37	284,645,188.37	
	1,566,612.25	1,566,612.25	
	0.00		
	0.00		
	107,759,798.77	107,759,798.77	
	4,295,134.26	3,867,217.77	-427,916.49
	1,267,897,971.59	1,267,470,055.10	-427,916.49



		1,360,417.85	1,360,417.85
	381,733.91	381,733.91	
	642,435,548.32	643,795,966.17	1,360,417.85
	0.00	0.00	
		757,372.10	757,372.10
	189,867,760.00	189,867,760.00	
	266,666.68	266,666.68	
	3,229,416.43	3,229,416.43	
	193,363,843.11	194,121,215.21	757,372.10
	835,799,391.43	837,917,181.38	2,117,789.95
	70,000,000.00	70,000,000.00	
	353,163,242.19	353,163,242.19	
	-1,637,931.71	-1,637,931.71	
	49,545,069.57	49,545,069.57	

	403,484,058.29	403,484,058.29	
	874,554,438.34	874,554,438.34	
	5,498,365.92	5,498,365.92	
	880,052,804.26	880,052,804.26	
	1,715,852,195.69	1,717,969,985.64	2,117,789.95

	2020 12 31	2021 01 01	
	606,675,972.79	606,675,972.79	
	20,000,000.00	20,000,000.00	
	13,229,572.35	13,229,572.35	
	117,338,839.59	117,338,839.59	
	284,583,460.33	284,583,460.33	
	102,247,759.75	102,247,759.75	
	99,043,268.20	99,043,268.20	
	2,648,740.97	2,348,808.89	-299,932.08
	1,245,767,613.98	1,245,467,681.90	-299,932.08
	87,154,348.70	87,154,348.70	

	149,916,720.37	149,916,720.37	
	111,614,592.75	111,614,592.75	
		930,720.34	930,720.34
	37,576,214.69	37,576,214.69	
	447,205.27	447,205.27	
	2,114,169.49	2,114,169.49	
	91,647,269.35	91,647,269.35	
	480,470,520.62	481,401,240.96	930,720.34
	1,726,238,134.60	1,726,868,922.86	630,788.26
	20,000,000.00	20,000,000.00	
	31,786,537.17	31,786,537.17	
	60,690,794.27	60,690,794.27	
	513,941,880.65	513,941,880.65	
	2,972,345.41	2,972,345.41	
	2,836,818.55	2,836,818.55	
	274,408.70	274,408.70	

		196,364.71	196,364.71
	189,867,760.00	189,867,760.00	
	266,666.68	266,666.68	
	3,206,024.01	3,206,024.01	
	193,340,450.69	193,536,815.40	196,364.71
	826,201,737.31	826,832,525.57	630,788.26
	70,000,000.00	70,000,000.00	
	353,163,242.19	353,163,242.19	
	-115,040.71	-115,040.71	
	49,545,069.57	49,545,069.57	
	427,443,126.24	427,443,126.24	
	900,036,397.29	900,036,397.29	
	1,726,238,134.60	1,726,868,922.86	630,788.26

	2020	31	2	3		2021	1
				2,545,706.44	2,545,706.44	2,545,706.44	
	4,295,134.26		-427,916.49		-427,916.49	3,867,217.77	
	1,715,852,195.69		-427,916.49	2,545,706.44	2,117,789.95	1,717,969,985.64	
			-1,788,334.34	2,545,706.44	757,372.10	757,372.10	
			1,360,417.85		1,360,417.85	1,360,417.85	
	835,799,391.43		-427,916.49	2,545,706.44	2,117,789.95	837,917,181.38	



	159,415.35	122,315.03
	454,516,417.37	689,272,502.59
	29,223,367.19	28,276,482.18
	483,899,199.91	717,671,299.80
	109,794,774.56	96,885,231.83

	8,548,004.57	6,357,511.63
	20,673,915.28	21,918,970.55
	29,221,919.85	28,276,482.18

41




6.8,489



	53,585.05	19,271.69	53,585.05			19,271.69
	53,585.00	19,271.69	53,585.05			19,271.69
	53,585.05	19,271.69	53,585.05			19,271.69

	56,059,859.06	
	347,464.60	
	56,407,323.66	



	51,200.00	51,200.00	100.00%	
	224,912.00	224,912.00	100.00%	
	1,427,100.00	1,427,100.00	--	--

1	101,603,204.66	5,080,160.22	5.00%
1 2	2,699,240.34	269,924.03	10.00%
2 3	1,744,690.94	261,703.64	15.00%
3 4	124,655.25	37,396.58	30.00%
4 5			
5	537,501.09	537,501.09	100.00%
	106,709,292.28	6,186,685.56	--

1 1	101,603,204.66
1 2	2,699,240.34
2 3	1,744,690.94
3	2,089,256.34
3 4	124,655.25
4 5	
5	1,964,601.09
	108,136,392.28

	1,427,100.00					1,427,100.00

	6,106,211.61	80,473.95				6,186,685.56
	7,533,311.61	80,473.95				7,613,785.56

		27,588,564.11	25.51%	1,379,428.21
		20,973,516.10	19.40%	1,048,675.81
FUNDICION TALLERES LIMITADA		15,924,248.23	14.73%	796,212.41
MEGLOBAL INC		4,000,772.53	3.70%	200,038.63
		3,038,243.26	2.81%	229,979.68
		71,525,344.23	66.15%	

2	3			59,898.62	0.02%
3		62,376.62	0.16%	669,378.00	0.24%
		39,651,267.50	--	284,645,188.37	--

		(%)		
METRO SILVER INTERNATIONAL DEVELOPMENT LIMITED	25,784,670.00	65.04	2021	
Asian First Limited	10,596,760.00	26.72	2021	
	515,189.04	1.30	2021	
	421,500.00	1.06	2021	
	242,887.03	0.61	2021	
	37,561,006.07	94.73		

		0.00
		0.00
		3.8

	12	( )	( )	
2021 1 1	138,175.65			
2021 1 1	—	—	—	—
--				
--				
--				
--				
	158,780.49			
2021 12 31	296,956.14			

1 1		3,387,151.26
1 2		526,710.48
2 3		67,980.00
3		118,154.20
3 4		60,373.62
4 5		27,905.44
5		29,875.14
		4,099,995.94

--	--	--	--



---

10,418,870.52		10,418,870.52	6,110,947.15	6,110,947.15
651,832.99		651,832.99	367,661.46	367,661.46
28,816,842.47		28,816,842.47		
202,484,782.31	75,727.85	202,409,054.46	107,815,371.-	



1		23,083,252.70	2,027,717.57	2,884,671.75	15,179,118.73		43,174,760.75
2	119,813,905.34	11,980,998.76					131,794,904.10
3							
	-471,537.67	-202,676.70	-114,916.56	-10,451.90	-71,329.44		-870,912.27
				31,199.33	-31,199.33		0.00
3.			607,549.85		27,205.76		634,755.61
1			607,549.85		27,205.76		634,755.61
4.	270,636,773.36	107,188,814.95	15,074,393.71	10,521,470.54	73,083,969.82		476,505,422.38
1.	34,648,812.79	37,500,851.44	9,690,967.16	5,195,989.33	35,374,166.43		122,410,787.15
2.	8,223,920.55	5,538,002.21	1,274,887.38	1,163,660.43	6,842,273.76		23,042,744.33
1	8,274,392.95	5,580,531.37	1,357,185.23	1,158,473.29	6,875,295.62		23,245,878.46
	-50,472.40	-42,529.16	-82,297.85	-6,614.25	-21,220.47		-203,134.13
				11,801.39	-11,801.39		0.00
3.			581,078.68		1,802.79		582,881.47
1			581,078.68		1,802.79		582,881.47
4.	42,872,733.34	43,038,853.65	10,384,775.86	6,359,649.76	42,214,637.40		144,870,650.01
1.							
2.							
1							
3.							
1							

4.						
1.	227,764,040.02	64,149,961.30	4,689,617.85	4,161,820.78	30,869,332.42	331,634,772.37
2.						

	22,686,935.92		22,686,935.92			
	109,508.69		109,508.69			
	2,405,829.95		2,405,829.95	1,528,175.08		1,528,175.08
	246,833,591.89		246,833,591.89	115,022,974.13		115,022,974.13

	260,000,000.00	13,604,798.02				13,604,798.02	20.59%	21				
	6,000,000.00	2,552,769.55				2,552,769.55	42.55%	45.00				
	6,590,000.00	3,408,381.38	3,140,206.76	6,548,588.14			100%	100				
	386,892,200.00	91,462,996.01	227,411,619.55	114,806,492.89		204,068,122.67	82.42%	80.00				
	5,900,000.00	2,088,495.60	3,132,743.40	5,221,239.00			90.00%	100.00				
	92,630,000.00	377,358.49	297,870.36			675,228.85	0.73%	1.00				
	4,200,000.00		730,398.24			730,398.24	17.39%	20.00				
	29,000,000.00		22,686,935.92			22,686,935.92	78.23%	80.00				
	26,000,000.00		109,508.69			109,508.69	0.04%	1.00				
		1,528,175.08	6,096,238.94	5,218,584.07								
	817,212,200.00	115,022,974.13	263,605,521.86	131,794,904.10		246,833,591.89	--	--				--

--	--	--	--

1.	2,545,706.44	2,545,706.44
2.	514,292.78	514,292.78
	514,292.78	514,292.78
3.		
4.	3,059,999.22	3,059,999.22
1.		
2.		
1		
3.	1,689,238.24	1,689,238.24
1		
	1,689,238.24	1,689,238.24
4.	1,689,238.24	1,689,238.24
2		

---

1	32,636,161.71	6,086.22
---	---------------	----------



	7,480,622.92	1,327,692.56	7,564,655.43	1,280,416.99
	9,218,111.29	1,382,716.68	4,619,275.37	738,035.78
	1,042,793.52	260,698.38	1,066,959.22	266,739.81
	2,202,025.06	220,202.51	1,309,131.95	130,913.20
	21,739,368.63	3,260,905.29	266,666.68	40,000.00
	41,682,921.42	6,452,215.42	14,826,688.65	2,456,105.78

	155,949.48	23,392.42	155,949.48	23,392.42
	38,662,076.87	5,799,311.53	21,373,493.96	3,206,024.01
	120,444,035.86	18,066,605.39		
	159,262,062.21	23,889,309.34	21,529,443.44	3,229,416.43

		6,452,215.42		2,456,105.78
		23,889,309.34		3,229,416.43

	525,118.32	215,989.74
	41,658,552.86	33,835,164.09
	42,183,671.18	34,051,153.83

2021		2,917,416.75	
2022	4,520,719.99	4,520,719.99	
2023	6,781,706.03	4,911,476.84	
2024	9,164,611.55	9,164,611.55	
2025	8,052,330.09	6,127,344.93	
2026	4,500,933.09		
2028	25,751.01	25,751.01	
2029	1,047,966.48	1,047,966.48	
2030	1,089,055.19	1,089,055.19	
2031	1,722,355.20		
	4,753,124.23	4,030,821.35	
	41,658,552.86	33,835,164.09	--

1

2

4

2

4

10

10

2


	75,307,026.00		75,307,026.00	75,307,026.00	75,307,026.00
	263,795.66		263,795.66	6,970,605.41	6,970,605.41
	21,823,039.09		21,823,039.09	19,671,363.89	19,671,363.89
	97,393,860.75		97,393,860.75	101,948,995.30	101,948,995.30

	34,000,000.00	20,000,000.00
	34,000,000.00	20,000,000.00

	42,740,022.82	31,786,537.17
	42,740,022.82	31,786,537.17

	82,545,512.35	54,566,293.79
	26,146,169.35	2,612,196.69
	9,918,892.56	3,665,221.13
	5,723,358.93	1,931,528.15



3	14,074.24	2,021,933.84	2,024,275.92	11,732.16
	13,237.34	1,573,036.79	1,576,084.21	10,189.92
	684.52	236,974.37	236,474.47	1,184.42
	152.38	211,922.68	211,717.24	357.82
4		1,464,508.59	1,453,918.47	10,590.12
5		278,907.49	278,907.49	
6				
7				
		254,317.00	254,317.00	
	3,828,896.44	73,528,217.21	73,403,943.94	3,953,169.71

1			

	3,387.16	211.70
	19,436,073.42	3,703,370.96

	9,836.30	10,066.49
	5,711,268.68	4,163,337.29
	5,721,104.98	4,173,403.78

	9,836.30	10,066.49
	9,836.30	10,066.49

	3,643,074.98	3,728,327.86
	2,068,193.70	435,009.43
	5,711,268.68	4,163,337.29

Khishigbat	3,643,074.98	

	3,643,074.98	--
--	--------------	----

	924,707.99	1,360,417.85
	924,707.99	1,360,417.85

	1,140,547.94	381,733.91
	1,140,547.94	381,733.91

	30,000,000.00	
	30,000,000.00	

	279,555,964.14	0.00
	279,555,964.14	0.00

123127	400,000,000.00	2021 10 29	6	275,209,057.34		275,209,057.34	266,666.66	4,080,240.14	279,555,964.14
	--	--	--	275,209,057.34		275,209,057.34	266,666.66	4,080,240.14	279,555,964.14

1				6	2021 10 29	2027 10 28	
2		0.4%	0.6%	1.1%	1.8%	2.3%	2.8%
3					37 /		
			30	15			
85%							
4					2021 11 4		
				2022 5 4	2027 10 28		
5							
1				5		110%	
2							
		130%	130%			3,000	
6							
1							
				70%			

“ ”


	266,666.68	22,000,000.00	527,298.05	21,739,368.63	
	266,666.68	22,000,000.00	527,298.05	21,739,368.63	--

					/
--	--	--	--	--	---

20,000,000.00

20,000,000.00

666.6-2,66





			4,000,000	99,869,450.65			4,000,000	99,869,450.65
--	--	--	-----------	---------------	--	--	-----------	---------------

		352,795,809.94		352,795,809.94
		367,432.25		367,432.25
		353,163,242.19		353,163,242.19

			45,676,216.42	45,676,216.42
			45,676,216.42	45,676,216.42

2021 2 18

150

300

28 /

2020

2021 6 3

28 /

27.93 / 2021 12 3

27.93 /

37.00

/

2021

1,500,060

45,676,216.42

2.14%




		403,484,058.29	381,572,064.10
	+	-	
		403,484,058.29	381,572,064.10
		184,159,656.85	

	20,080,217.13			20,080,217.13
	1,631,530.08			1,631,530.08
				1,053,025,264.83
	201,270,203.90			201,270,203.90
	840,392,168.20			851,755,060.93
				1,053,025,264.83
	369,901,741.57			369,901,741.57
	671,760,630.53			683,123,523.26
				1,053,025,264.83
	715,345,555.00			737,933,104.72
	326,316,817.10			315,092,160.11

	285,949.83	791,872.26
	167,766.11	475,123.36
	1,456,452.65	1,063,857.60
	1,913,584.61	926,070.86
	18,620.88	18,565.38
	417,051.20	592,110.60

	111,844.04	316,748.92
	12,612.00	12,612.00
	348.30	587.82
	4,384,229.62	4,197,548.80

	13,273,171.29	10,952,224.96
	1,290,681.88	
	902,883.60	713,940.21
	6,370,880.21	5,489,756.89
	579,846.07	1,788,804.53
	408.90	90,189.42
	430,248.50	3,800,434.69
	10,711,303.38	9,664,320.09
	773,106.07	2,046,338.84
	960,127.97	179,391.19
	35,292,657.87	34,725,400.82

	22,084,104.50	20,932,220.80
	3,706,530.70	3,882,260.58
	163,701.90	117,910.36
		744,459.39
	34,220.81	4,778.65
	396,179.51	
	5,024,467.27	4,172,529.65
	1,203,749.13	935,436.65
	403,179.95	968,744.04
	44,024.24	61,633.64

0

853,327.89

1,897,643.00

	28,499,625.36	30,756,501.46
	2,584.71	3,605.98

	1,205,031.94	784,881.48
	645,994.75	3,036,136.89
	-110,250.00	
	1,740,776.69	3,821,018.37

	-258,877.15	-1,171,966.78
	-258,877.15	-1,171,966.78

	-45,837.08	-35,352.21
	-45,837.08	-35,352.21

	15,673.76	-4,905.09

	70,238.61	41,275.80	70,238.61
		22.88	
	6.47	19,229.93	6.47

	70,245.08	60,528.61	70,245.08
--	-----------	-----------	-----------

	-1,637,93 1.71	551,398. 26				593,914. 63	-42,516. 37	-1,044, 017.08
	-1,637,93 1.71	551,398. 26				593,914. 63	-42,516. 37	-1,044, 017.08
	-1,637,93 1.71	551,398. 26				593,914. 63	-42,516. 37	-1,044, 017.08

	49,772,927.31	30,273,240.71
		34,228,096.16
	4,424,938.89	4,169,204.73

( )	10,021,490.88	5,360,739.50
	64,219,357.08	74,031,281.10

	18,881,981.24	23,767,02
--	---------------	-----------

1	--	--
	183,797,312.58	41,375,496.77
	304,714.23	1,207,318.99
	23,245,878.46	20,326,913.60
	1,689,238.24	
	1,856,294.85	1,373,192.02
	497,465.63	1,000,172.60
" "	-15,673.76	4,905.09
" "		
" "		
" "	12,652,191.98	23,151,087.85
" "	-1,851,026.69	-3,821,018.37
" "	-3,996,109.64	-595,526.13
" "	20,659,892.91	2,308,254.43
" "	-94,669,410.68	-12,586,530.15
" "	212,944,944.60	-312,726,689.40
" "	-377,358,651.64	630,552,086.02
	-17,031,766.93	-37,513,871.26
	-37,274,705.86	354,055,792.06
2	--	--
3	--	--



	--	--	254,253,347.04
	39,254,079.03	6.3757	250,272,231.70
	11,413.12	7.2197	82,399.30
	77,095.31	4.6220	356,334.52
	71,320.37	4.7179	336,482.35
	22,201.14	1.5976	35,468.97
	650,243,366.38	0.0022	1,455,106.33
	405,942.80	0.3116	126,501.34
	197,425,201.00	0.0075	1,477,375.42
	291,066.20	0.3829	111,447.11
	--	--	27,929,996.02
	4,177,623.38	6.3757	26,635,273.36
	27,114.91	1.5976	43,319.31
	1,698.30	4.6220	7,849.54
	555,706,892.70	0.0022	1,243,553.81
	--	--	

	22,000,000.00		527,298.05
	27,972,327.31		27,972,327.31

18,000,000.00

6,000,000.00

20,000,000.00

18,000,000.00

6,000,000.00

24,000,000.00

20,000,000.00

12,000,000.00

4,000,000.00

3



	90.00%	
	100.00%	
	70.00%	
	100.00%	
	100.00%	
	90.00%	
	100.00%	
	100.00%	
GALBYN		100.00%
KHUR LLC		
	90.00%	10.00%
	100.00%	

--	-112,783.93	-216,847.55
--	-112,783.93	-223,493.02
--	-112,783.93	-440,340.57
	--	--
	39,677,837.82	7,915,318.97
	--	--
--	1,205,031.94	1,001,729.03
--		
--	1,205,031.94	1,001,729.03

GDP

2021 12 31

	10,763,826.47	19,271.69
	108,136,392.28	7,613,785.56
	4,099,995.94	296,956.14
	123,000,214.69	7,930,013.39

2021 12 31

50,000.00

10,674.00

2021 12 31

		1	1-3	1-6	
		34,000,000.00			34,000,000.00
		42,740,022.82			42,740,022.82
		128,217,058.42			128,217,058.42
		5,721,104.98			5,721,104.98
		924,707.99			924,707.99
				30,000,000.00	30,000,000.00
				279,555,964.14	279,555,964.14
		211,602,894.21		309,555,964.14	491,844,858.79
		211,602,894.21		309,555,964.14	491,844,858.79

:

		1	1-3	3 -1	
		20,000,000.00			20,000,000.00
		31,786,537.17			31,786,537.17
		64,214,968.81			64,214,968.81
		4,173,403.78			4,173,403.78
		1,360,417.85		757,372.10	2,117,789.95
		121,535,327.61		757,372.10	122,292,699.71
		121,535,327.61		757,372.10	122,292,699.71

1

2 2021 12 31

	250,272,231.70	1,455,106.33	336,482.35	1,477,375.42	712,151.24
	26,635,273.36	1,243,553.81			51,168.85
	45,902,478.50			979,799.24	
	203,710.03	419,056.12			88,900.75
	323,013,693.59	3,117,716.26	336,482.35	2,457,174.66	852,220.85
	7,268,310.69	828,229.75		14,747.43	216.05
	3,799,907.18	11,393.10			43,195.06
	11,068,217.87	839,622.85	--	14,747.43	43,411.11

:

	462,814,150.31	2,198,690.59	197,546.46	323,535.70	496,616.25
	19,079,002.62	7,014,807.68			
	17,683,012.15				
	29,003.18	74,020.25			92,399.06
	499,605,168.26	9,287,518.52	197,546.46	323,535.70	589,015.31
	3,794,490.47	252,230.69		4,764.29	10,588.57
	3,889,445.78	151,193.15			9,339.00
	7,683,936.25	403,423.84	--	4,764.29	19,927.57

3

2021 12 31

10% 31,781,128.84 2020  
50,189,073.23 )

1

	--	--	--
1.		246,882,277.74	246,882,277.74
		246,882,277.74	246,882,277.74
1		200,000,000.00	200,000,000.00
2		46,882,277.74	46,882,277.74
3			
2.			
1			
2			
1.			
2.			



i

		36,996.89	300,000.00		36,996.89

/

	\		16,639,111.37	15,752,205.06
005551 055 J	J		557,969.00	

	10,000.00	2018	12	13	2021 12 12
	10,000.00	2020	07	23	2021 07 23
	3,000.00	2020	05	28	2021 05 25
	27,000.00	2021	01	27	2024 01 26
	20,000.00	2021	08	30	2023 08 29
	20,000.00	2021	07	28	2022 07 28

1 2021 1 27

# 121 m%

	42,740,022.82	2,900,284.07	18,487,505.33
1,427,160.40	6,294,440.00	4,662,201.29	

	4,426,730.00	2,516,847.74

	2,891,668.59	144,583.43	2,284,707.74	124,091.62
	2,849,862.14	142,493.11	2,087,583.18	104,379.16
	41,806.45	2,090.32	197,124.56	19,712.46
	2,891,668.59	144,583.43	2,284,707.74	124,091.62

	41,806.45	11,657.79
	41,806.45	11,657.79
	41,806.45	11,657.79

2019

	0.00
	0.00

1

2

3

1

10%

2

10%

1.

2020 6 17

	237,334,700.00	1,900.68
10,015.385	1,220.295	3,811.775



	1,150,988.00	1,150,988.00	100.00%	
	51,200.00	51,200.00	100.00%	
	224,912.00	224,912.00	100.00%	
	1,427,100.00	1,427,100.00	--	--

1	75,882,041.86	3,794,102.09	5.00%	
1-2	2,680,190.34	268,019.03	10.00%	
2-3	1,744,690.94	261,703.64	15.00%	
3-4	124,655.25	37,396.58	30.00%	
5	462,586.39	462,586.39	100.00%	
	80,894,164.78	4,823,807.73	--	

	70,581,915.69	3,529,095.78	5.00%	
	70,581,915.69	3,529,095.78	--	

1 1		122,468,742.50
1 2		12,316,749.38
2 3		15,192,797.15
3		2,924,891.44
3 4		124,655.25

4	5	910,549.80
5		1,889,686.39
		152,903,180.47

--	--	--

1,427,100.00

1,427,100.00

6,888,743.53      1,464,159.98

8,352,903.51

	194,071,759.30	102,247,759.75
	194,071,759.30	102,247,759.75

	2,558,566.90	996,088.44
	755,391.44	152,243.38
	200,932,690.00	106,367,555.54
	92,800.00	134,667.53
	204,339,448.34	107,650,554.89


	12	( )	( )	
2021 1 1	—	—	—	—
--				
--				
--				
--				
	4,864,893.90			4,864,893.90
2021 12 31	10,267,689.04			10,267,689.04

1	1	99,284,553.48
1	2	26,819,526.81
2	3	44,936,524.51
3		33,298,843.54
3	4	22,147,140.89
4	5	5,720,286.37
5		5,431,416.28
		204,339,448.34

		103,015,372.75	1-3	50.41	5,150,768.64
		22,952,520.00	1-4	11.23	1,147,626.00
		22,000,000.00	1	10.77	1,100,000.00
		13,484,618.42	2-3	6.60	674,230.92
		10,153,882.50	1-5	4.97	507,694.13
	--	171,606,393.67		83.98	8,580,319.69

	86,957,471.23	86,957,471.23	78,629,875.67	78,629,875.67
	40,174,207.95	40,174,207.95	8,524,473.03	8,524,473.03

	127,131,679.18		127,131,679.18	87,154,348.70		87,154,348.70
--	----------------	--	----------------	---------------	--	---------------



609,154.06

-112,783.93 496,370.13

609,154.06

-112,783.93 496,370.13

1,180,103.99

611,104.55

-442,513.09

1,348,695.45

6,735,214.98

890,136.21

	18,348,374.71	18,348,374.71
	3,048,518.38	3,048,518.38
	1,048,290,157.54	1,048,290,157.54
	197,251,303.00	197,251,303.00
	851,038,854.54	851,038,854.54
	1,048,290,157.54	1,048,290,157.54
	365,166,634.28	365,166,634.28
	683,123,523.26	683,123,523.26
	1,048,290,157.54	1,048,290,157.54
	733,197,997.43	733,197,997.43
	315,092,160.11	315,092,160.11



	0.00	
	0.00	
	0.00	
	0.00	
	0.00	
	0.00	
	-626,743.65	
	2,584.71	
	-64,996.40	
	4,388,722.85	
	24,213,408.48	--

# 2.30

2022 3 28